

Pancreatic Stents

Description:

- PAN STENT Pancreatic Stents (Pigtail)
- PAN STENT Pancreatic Stents (Curved)

Configuration:

See brochure

Intended use:

Used for drainage of obstructed pancreatic ducts.

Contraindications:

- Those contraindication specific to Endoscopic Retrograde cholangiopancreatography (ERCP) & Endoscopic Sphincterectomy (ES)
- Inability to pass wire guide and stent trough obstructed area

Complications:

- Duodenum
- Hemorrhage
- Hematoma
- Septicemia /infection
- Bile peritonitis
- Allergic reaction to contrast or medication
- Stent migration.

Caution:

Federal (USA) law restricts this device to sale by or on the order of a physician.

Warning/ Precaution:

- Periodic evaluation is recommended. Not intended for permanent use.
- Do not use if package is opened or damaged.
- Dispose in accordance with recognized medical practice and under observance of applicable law and regulation.
- Only experience surgeons should place this device.
- Constant fluoroscopic monitoring is advised.
- For single use only.
- Attempt to resterilize a single use device may compromise its structural integrity and/or lead to device failure which may result in patient injury or illness.
- Storage temperature between 5°C to 30°C.

- Slide the pusher over the guidewire with small movements; push the stent through the scope channel and into position using the pusher. Maintain the stent and push catheter as straight as possible during the deployment.
- Confirm stent position using Fluoroscopy. Once the stent is properly positioned, withdraw the guidewire while leaving the pusher in place to prevent stent shifting. Then, slowly withdraw pusher and scope.

Do not reuse, reprocess & resterilize:

Reuse, Reprocessing & resterilization may compromise the structural integrity, can also create risk of contamination & may not give desired result or create complications, infections which may result in injury, illness or death.







Limited Express Warranty:






The limited express warranty as set forth herein is exclusive and in lieu of all warranties of merchantability and fitness for use, remedies, obligations and liabilities for consequential damages. The products are being sold only for the purpose described herein and such limited express warranty runs only to the original user. In no event shall ALLWIN be liable for any breach of warranty in any amount exceeding the purchase price of the product. ALLWIN reserves the right to make design changes to products without liability to incorporate said changes in ALLWIN products previously designed or sold.

Stent French Size	Minimum Accessory Channel Size
5FR	2mm
7FR	2.8mm

Instruction for Use:

- Inspect the pancreatic stent for any kind, bends or damage. If any abnormality is detected, do not use.
- Place a 0.035 guidewire through the pancreatic structure.
- Gently straighten the stent and slide it over the guidewire and into the scope channel.

 Catalogue Number
  Batch Code
  Date of Manufacture
  Use By
  Do not re-use
  Do not Re-Sterilize
  **Rx only**
 Caution : Federal (USA) law restricts device to sale by or on the order of a physician.

 Consult Instruction for use
  Do not use if Packing is damaged
  Caution
  Keep out of sunlight
  Keep Dry
  STERILE EO
 Sterilized using ethylene oxide
  **30°C** Temperature Limit



Allwin Medical Devices, Inc.
 3305 E. Miraloma Ave., Suite 176 Anaheim, CA 92806 (USA)
 Tel. : +1 714-572-1709
 E-mail : info@allwinmedical.com | www.allwinmedical.com