

ENJFT- Endoscopic Naso Jejunal Feeding Tube

Description:

- ENJFT Endoscopic Naso Jejunal Feeding Tube
- ENJFT Endoscopic Naso Jejunal Feeding Tube Kit

Configuration:

See brochure

Intended use:

To provide short-term enteral access for delivery of nutrition or medication to the small bowel through an endoscope.

Contraindications:

- Small or large bowel obstruction
- Esophageal atresia/stenosis
- Significant upper GI tract bleeding
- Esophageal varices and or Gastric obstruction
- Recent fundoplication
- Extensive short gut
- Deviated septum
- Inability to pass the feeding tube through the nares
- Uncooperative patient

Complications:

- Bleeding
- Aspiration
- Displacement of the tube
- Perforation

Caution:

Federal (USA) law restricts the sale of this device to or on the order of a physician.

Warning/ Precaution:

- Do not use if package is opened or damaged.
- Inspect the ENJFT for any kink, bends or damage. If any abnormality is detected do not use.
- Dispose in accordance with recognized medical practice and under observance of applicable law and regulation.
- Storage temperature between 5°C to 30°C.
- Only experienced surgeons should place this device.
- Intended for single use only.
- Attempt to resterilize a single use device may compromise its structural integrity and/or lead to device failure which may result in patient injury or illness.

Instruction for Use:

1. Place a guidewire into the jejunal duct endoscopically.
2. Thread the ENJFT over the wire through the endoscope channel using slow but firm push while maintaining the guidewire position.
3. Once the catheter reaches the placement position (confirmed fluoroscopically), remove the guidewire gently but firmly. The endoscope is then removed and the catheter is held at the patient's mouth.














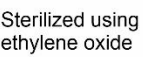

4. To transfer the ENJFT from mouth to nostril introduce a well lubricated nasal tube (not included in the pack) through the nostril until it exits through the back of the throat. Grasp the tube in the throat and bring it out of the mouth.
5. Feed a few inches of the jejunal feeding tube into the nasal tube.
6. Gently pull back the nasal tube until the feeding tube exits the nostril. Remove the nasal tube and pull up the feeding tube to remove tube slack from the body.
7. Attach the connector to the feeding tube and confirm placement of the feeding tube in the duct using contrast.
8. Attach the feeding tube to patient appropriately.

Do not reuse, reprocess & resterilize:

Reuse, Reprocessing & reesterilization may compromise the structural integrity, can also create risk of contamination & may not give desired result or create complications, infections which may result in injury, illness or death.

Limited Express Warranty:

The limited express warranty as set forth herein is exclusive and in lieu of all warranties of merchantability and fitness for use, remedies, obligations and liabilities for consequential damages. The products are being sold only for the purpose described herein and such limited express warranty runs only to the original user. In no event shall ALLWIN be liable for any breach of warranty in any amount exceeding the purchase price of the product. ALLWIN reserves the right to make design changes to products without liability to incorporate said changes in ALLWIN products previously designed or sold.

 Catalogue Number	 Batch Code	 Date of Manufacture	 Use By	 Do not re-use	 Do not Re-Sterilize	 Rx only	Caution : Federal (USA) law restricts device to sale by or on the order of a physician.
 Consult Instruction for use	 Do not use if Packing is damaged	 Caution	 Keep out of sunlight	 Keep Dry	 STERILE EO	 Sterilized using ethylene oxide	 Temperature Limit



Allwin Medical Devices
 Plot # 223, 230 & 221, Surat Special Economic Zone, Sachin,
 Surat - 394230 Gujarat, INDIA | Tel: +91 99870 84561
 E-mail : info@allwinmedical.com | www.allwinmedical.com