

NJFT- Naso Jejunl Feeding Tube

Description:

NJFT - Naso Jejunl Feeding Tube

Configuration:

See brochure

Intended use:

To provide short-term internal access for delivery of nutrition or medication.

Contraindications:

- Small or large bowel obstruction
- Esophageal atresia/stenosis
- Significant upper GI tract bleeding
- Esophageal varices and or Gastric obstruction
- Recent fundoplication
- Extensive short gut
- Deviated septum
- Inability to pass the feeding tube through the nares
- Uncooperative patient

Complications:

- Bleeding
- Aspiration
- Displacement of the tube
- Perforation

Caution:

Federal (USA) law restricts the sale of this device to or on the order of a physician.

Warning / Precaution:

- Do not use if package is opened or damaged.
- Inspect the tube for any kink, bends or damage. If any abnormality is detected do not use.
- Dispose in accordance with recognized medical practice and under observance of applicable law and regulation.
- Avoid extended exposure to light.
- Storage temperature between 5°C to 30°C
- Only experienced surgeons should place this device.
- Intended for single use only.
- Attempt to resterilize a single use device may compromise its structural integrity and/or lead to device failure which may result in patient injury or illness.

Instruction for Use:














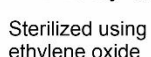

1. Lubricate the tube well. Anesthetize the nasal easily and oropharynx with 10% lignocaine sprays.
2. Advance the well lubricated NJFT with stylet through the nostril into the esophagus and till stomach.
3. With fluoroscopic control, the tube negotiation is attempted trans-pictorially into the duodenum and further into jejunum.
4. Remove the stylet slowly, while keeping the tube in position with tip in jejunum.
5. Contrast medium may be injected to confirm the position of the tube in the jejunum. Secure the feeding tube in place using hypo allergic tape.

Do not reuse, reprocess & reesterilize:

Reuse, Reprocessing & reesterilization may compromise the structural integrity, can also create risk of contamination & may not give desired result or create complications, infections which may result in injury, illness or death.

Limited Express Warranty:

The limited express warranty as set forth herein is exclusive and in lieu of all warranties of merchantability and fitness for use, remedies, obligations and liabilities for consequential damages. The products are being sold only for the purpose described herein and such limited express warranty runs only to the original user. In no event shall ALLWIN be liable for any breach of warranty in any amount exceeding the purchase price of the product. ALLWIN reserves the right to make design changes to products without liability to incorporate said changes in ALLWIN products previously designed or sold.

 Catalogue Number	 Batch Code	 Date of Manufacture	 Use By	 Do not re-use	 Do not Re-Sterilize	 Rx only	Caution : Federal (USA) law restricts device to sale by or on the order of a physician.
 Consult Instruction for use	 Do not use if Packing is damaged	 Caution	 Keep out of sunlight	 Keep Dry	 STERILE EO	 Sterilized using ethylene oxide	 Temperature Limit



Allwin Medical Devices
 Plot # 223, 230 & 221, Surat Special Economic Zone, Sachin,
 Surat - 394230 Gujarat. INDIA | Tel: +91 99870 84561
 E-mail : info@allwinmedical.com | www.allwinmedical.com